

Overflow Protection for flammable liquids
up to 80 °C

Technical Data

Connection	DN 32 - 200
Nominal Pressure	PN 16
Operating Pressure	0 - 4 and 0 - 16 bar
K _{vs} -value	11 - 230 m ³ /h

Description

This overflow preventer valve has been tested by Physikalisch-Technische Bundesanstalt, the Technischer Überwachungsverein (TÜV) and the Deutscher Ausschuß für brennbare Flüssigkeiten and approved for systems subject to the above regulations. Each overflow preventer valve is given its own factory ID number.

An overflow preventer valve operates under direct float control and requires no external energy. It is installed in the vertical filler pipe in the storage tank. At the end of the filling process the float is lifted by the fluid and closes the filler pipe. The valve closes softly and without pressure surges.

Features:

- Robust, proven and reliable design
- Easy installation
- Requires no energy input
- Can be installed at any site, independent of supply networks

According to the revised version of the German "Verordnung über brennbare Flüssigkeiten" (VbF) (Directive governing flammable liquids) dated 5.6.1970 and the associated German "Technische Regeln über brennbare Flüssigkeiten" (TRbF) (Technical Rules for flammable liquids), systems or system components used in Hazard Areas Zone 0 (TRbF 510), must have design approval in accordance with § 11a of VbF.

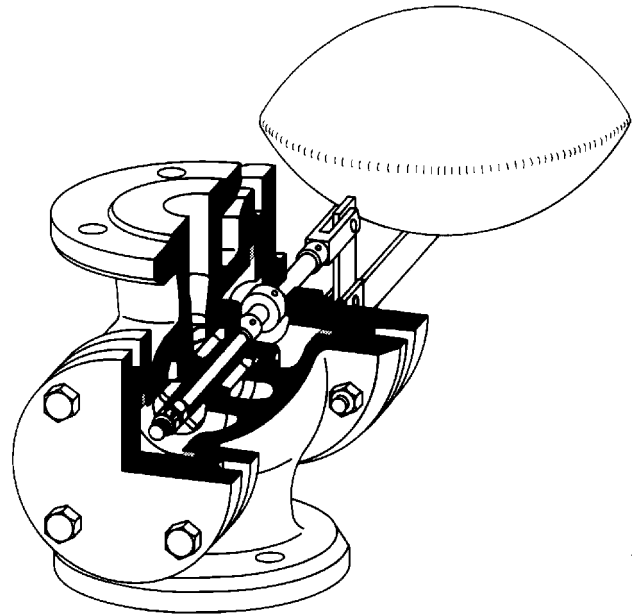
STANDARD EQUIPMENT

- Lenticular float SR 5 or SR 6 (see overleaf)

Operating instructions, Know How and Safety instructions must be observed.

The pressure has always been indicated as overpressure.

We reserve the right to alter technical specifications without notice.



Test Symbol of the Physical Technical Federal Institute	
nominal diameter DN	test symbol
32	III B/S 1610 F
40	III B/S 1611 F
50	III B/S 1612 F
65	III B/S 1613 F
80	III B/S 1614 F
100	III B/S 1615 F
125	III B/S 1616 F
150	III B/S 1617 F
200	III B/S 1618 F

K _{vs} -values m ³ /h		
nominal diameter DN	pressure range bar	
	0 - 4	0 - 16
32	11	11
40	11	11
50	11	11
65	11	11
80	23	11
100	46	23
125	84	46
150	140	84
200	230	140

Please state working pressure range, when inquiring or ordering

Overflow Protection for flammable liquids
up to 80 °C

Materials	
Body	cast steel
Double Seat and Cone	CrNiMo-steel
Spindle	brass
Valve Seal	FPM
Float	CrNiMo-steel

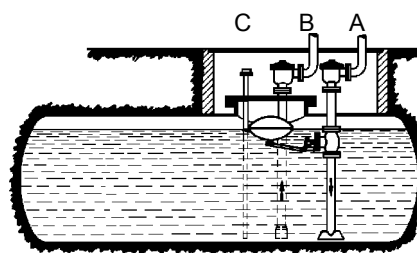
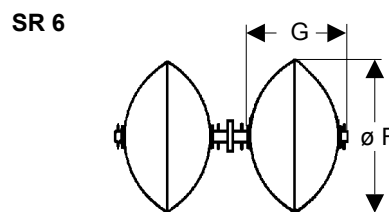
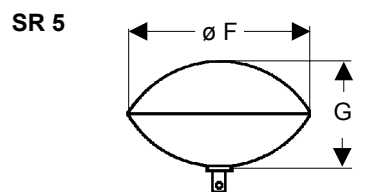
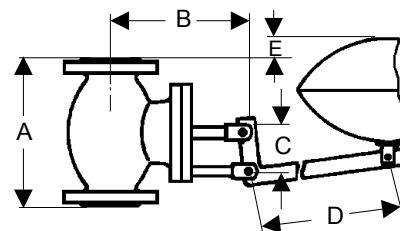
Dimensions [mm]		nominal diameter DN								
size	press. range bar	32	40	50	65	80	100	125	150	200
A		180	200	230	290	310	350	400	480	600
B	0 - 4	180	180	180	235	255	275	300	360	395
C	0 - 16	60	60	60	65	75	90	95	110	140
D		420	420	420	455	525	630	700	784	980
E	0 - 4	185	175	160	125	110	80	85	65	15
	0 - 16	210	200	185	150	130	130	15	30	110

Weights [kg] including float		nominal diameter DN								
		32	40	50	65	80	100	125	150	200
		18	20	26	40	50	62	87	137	215

Float Type		nominal diameter DN								
pressure range bar		32	40	50	65	80	100	125	150	200
0 - 4		SR 5								
0 - 16		SR 5						SR 6		

Float Dimensions [mm]		nominal diameter DN								
size	press. range bar	32	40	50	65	80	100	125	150	200
ø F	0 - 4	350	350	350	350	450	450	500	570	570
	0 - 16	550	550	550	550	550	570	500	570	570
G	0 - 4	280	280	280	280	275	275	300	330	330
	0 - 16	300	300	300	300	300	330	300	330	330

Special designs on request.
The pressure has always been indicated as overpressure.
Mankenberg reserves the right, to alter or improve the designs or specifications of the products described herein without notice.



- A filling tube with flame protection and overflow protection
- B outlet pipe with flame protection
- C inspection tube